

Job Name _____

PO# _____

Style# _____ Semi-Constructed

Fabric _____ Twill

Crown Shape _____ Mid Profile

Crown Color _____

Visor Color _____

Undervisor Color _____

Mesh _____

Button _____

Eyelets _____

Stitching _____

Closure Style **flexfit**

Sweatband _____

Taping _____


Inside Label _____

Woven Label _____

Special Instructions


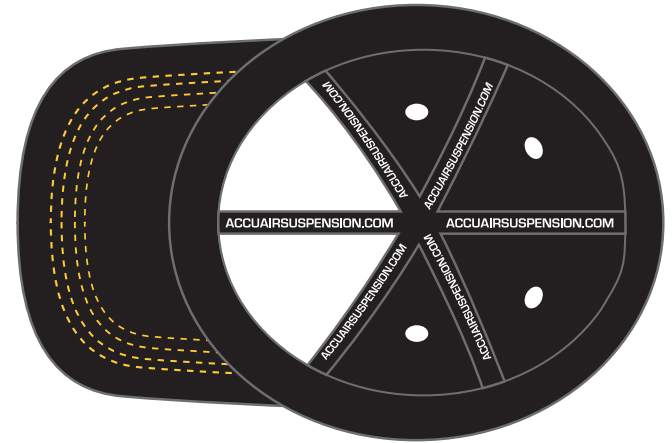
Curved bill

THREAD COLORS




front puff embroidery

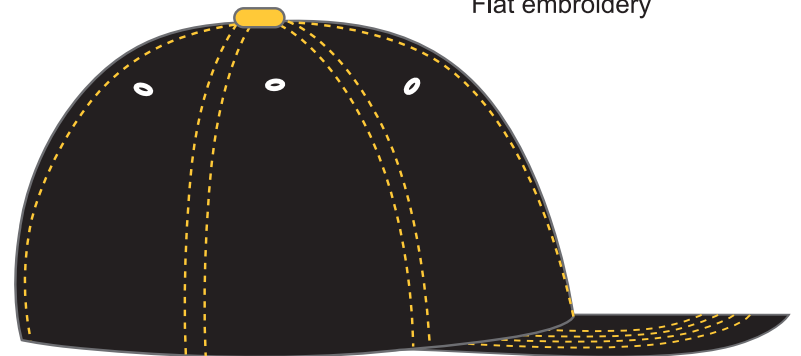
CROWN:



BACK LOCATION:
Flat embroidery



WEARER'S LEFT:



WEARER'S RIGHT:
Flat embroidery